

Good afternoon Year 3,

It's great to hear about how much you are enjoying the Stone Age topic.

In today's lesson, we are going to learn all about a special Stone age sculpture called Stone Henge. You may have heard of this before or even visited it.

There are some fun activities that I think you will enjoy at the end of the PowerPoint.

I hope you enjoy this lesson 😊

Love Miss Robertson xxx


Starter activity:



Look carefully at the picture of Stone Henge.
What questions would you like to ask?

Where Is It?

Stonehenge is on Salisbury Plain in a place called Amesbury in Wiltshire in the south of England.



Can you find it on a map or using Google Earth?




What Was It For?

There is still some discussion about this. It may have been used for different things.



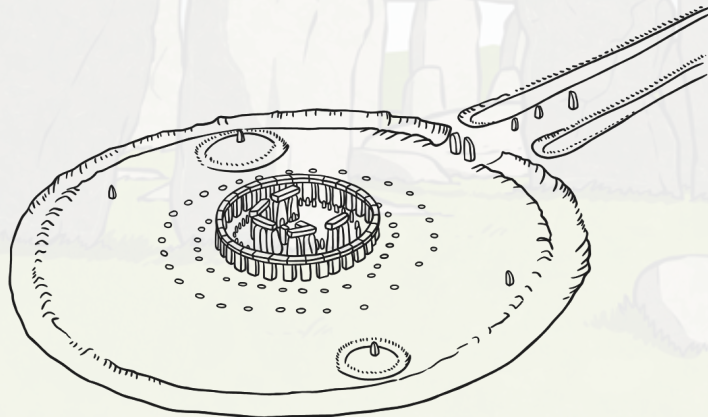
However, we do know that it lines up with the sun on the summer and winter solstices. There are also clues that it was used for worship, healing or burials.



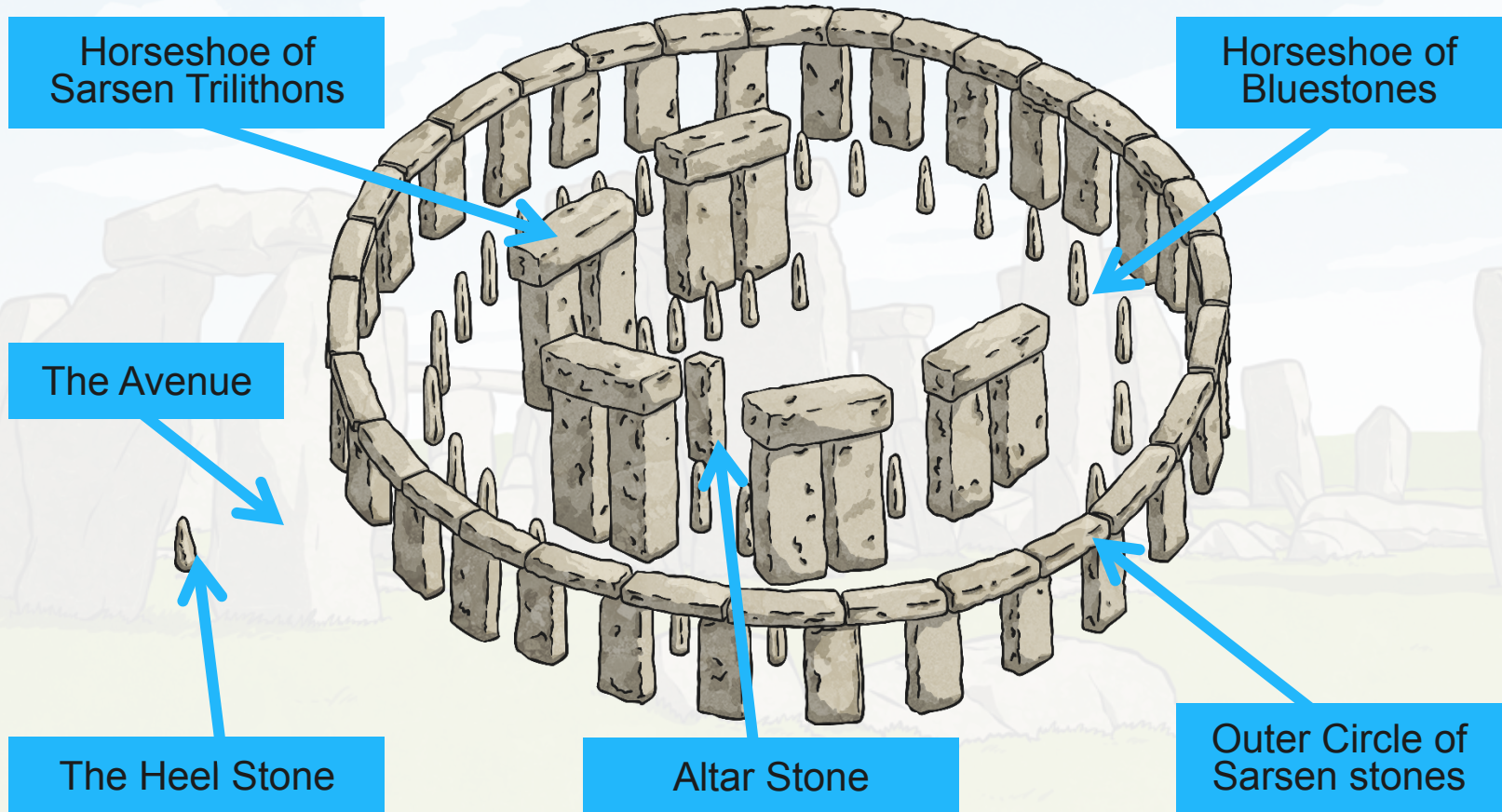
When Was It Built?

Work started on Stonehenge in 3000BC, but that wasn't the end of it. Over the next thousand years, there were changes made to it, finishing around 1500BC.

In about 2000BC, it had a full outer circle of stones with lintels (top pieces) with a smaller circle of 'bluestones' inside and the horseshoe of the biggest 'Sarsen' stones in the middle.



What Did It Look Like When It Was Finished?



How Does It Work with the Sun?



On the summer solstice, the longest day in the year on the 21st June, the sun rises from behind the heel stone and shines directly into the heart of Stonehenge. The same happens from the opposite direction for the winter solstice on the shortest day, the 21st December. Many other monuments line up in a similar fashion.

How Was It Built?

When it was built, there was no such thing as a crane or a lorry, so how on earth did people do it?



Firstly, all the shaping and cutting of the stones would have been done by hand with hammers and chisels. However, to get them to where they are now, **they would have had to float them along rivers and then drag them with ropes, men and oxen.** It would have taken a long, long time. Amazingly, the bluestones came all the way from Wales!

How Significant Is It?

Stonehenge is a world heritage site because it is such an outstanding prehistoric monument. It is the most complicated and significant stone circle in the world!

Thousands of people visit it every year and it is still used as a special and a significant place for worship, fantasy, inspiration, history and contemplation.



It's quiz time!

What have you learned about Stone Henge?

1. When did the building of Stone Henge start?

- a. 1000 BC
- b. 3000 BC
- c. 2021

2. How did they shape the stones?

- a. By hand, using hammers and chisels
- b. Using large machinery
- c. Using scissors

3. How did they transport the stones?

- a. By car
- b. By horse and cart
- c. Using rivers and oxen

It's quiz time!

What have you learned about Stone Henge?



4. Where did the bluestone come from?
 - a. America
 - b. Stourbridge
 - c. Wales

5. Stone Henge is ... ?
 - a. A world heritage site
 - b. One of the seven wonders of the world
 - c. Not very famous at all

6. What was Stone Henge possibly used for?
 - a. Sleeping
 - b. Shopping and eating
 - c. Burials, worship and healing

It's quiz time!

What have you learned about Stone Henge?



7. How long did it take to build Stone Henge?

- a. Between 100 and 500 years
- b. Over 1000 years
- c. 3 weeks


8. When is the longest day of the year?

- a. 21st December
- b. 21st June
- c. 1st January

9. When is the shortest day of the year?

- a. 21st December
- b. 21st June
- c. 1st January

I NEED



Answers are coming up on the slide 😊
No peeking 😊

It's quiz time!

Answers



1. When did the building of Stone Henge start?

a. 1000 BC

b. 3000 BC

c. 2021

2. How did they shape the stones?

a. By hand, using hammers and chisels

b. Using large machinery


c. Using scissors

3. How did they transport the stones?

a. By car

b. By horse and cart

c. Using rivers and oxen



It's quiz time!

Answers



4. Where did the bluestone come from?

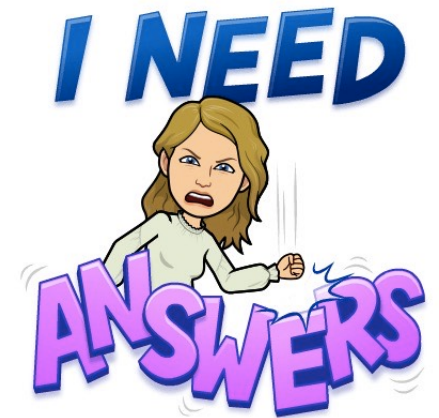
- a. America
- b. Stourbridge
- c. Wales**

5. Stone Henge is ... ?

- a. A world heritage site**
- b. One of the seven wonders of the world
- c. Not very famous at all

6. What was Stone Henge possibly used for?

- a. Sleeping
- b. Shopping and eating
- c. Burials, worship and healing**



It's quiz time!

Answers



7. How long did it take to build Stone Henge?

a. Between 100 and 500 years

b. Over 1000 years

c. 3 weeks

8. When is the longest day of the year?

a. 21st December

b. 21st June

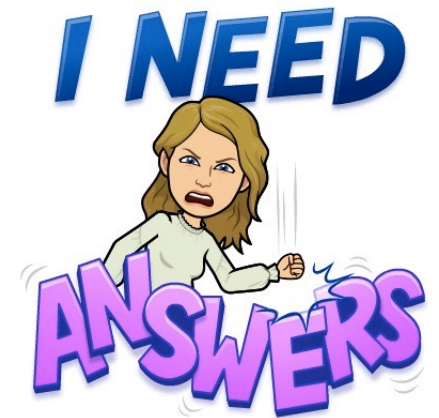
c. 1st January

9. When is the shortest day of the year?

a. 21st December

b. 21st June

c. 1st January



Creative activities 😊

Using the pictures below for inspiration, draw/ paint/ create your own picture of Stone Henge.

You might also like to use this link to help you to draw:

<https://www.youtube.com/watch?v=V7mhwozs0rs>



Creative activities ☺

Can you create your own 3D Stone Henge model with things you have at home?



You could use biscuits



Jenga or lego



Books or cheese





Thank you for working so hard.
You are all superstars 😊
Please send you work into
yearthree@st-jo-st.dudley.sch.uk

I would LOVE to see your Stone Henge creations 😊